

sentinel®



Best practice, best solution

Lifetime protection for heating and hot water with the best practice of **Clean, Protect and Maintain**

The use of Sentinel water treatment is endorsed by the industry's major international manufacturing companies*



Powered by
WATERWARE

*Please refer to manufacturer manuals for individual product endorsements




the sentinel system

Sentinel offers water treatment products that provide the best lifetime protection for heating and hot water systems.

Sentinel products protect heat source - heat exchangers from scale build-up, making the system more efficient.

Once a system has been cleaned with Sentinel, the radiators or underfloor systems will deliver more uniform heat throughout the property, so the heat source doesn't have to work as hard to keep the house warm.



 Clean	 Protect	 Maintain
to prepare for greater performance	to prolong system life and efficiency	to ensure durable protection
“Cleaning a dirty central heating system could save you at least \$240 every year”	“The absence of correct water treatment can reduce system effectiveness by around 15%”	“1 in 5 households in NZ have suffered a heating breakdown”
<p>The facts</p> <ul style="list-style-type: none"> • Building Regulations now state that when installing a heat source onto a new or existing central heating system, the system should be thoroughly cleaned. • Cleaning a new system will remove any installation debris and flux residues which if left inside the system will cause corrosion. • Restoring an old system will remove sludge build-up, improving the efficiency of the system and help save on fuel costs. 	<p>The facts</p> <ul style="list-style-type: none"> • After cleaning, it is important to protect your system from returning scale, corrosion and sludge build-up. • Both chemical inhibitors and physical system filters are proven to provide ongoing protection for the life of the system. 	<p>The facts</p> <ul style="list-style-type: none"> • It is important to ensure that once a system is cleaned and protected it is maintained on an annual basis. • Many factors can reduce the level of protection of a central heating system, for instance system water losses by the removal of a radiator whilst decorating. We therefore advise checking the quality of water and level of protection annually.

products

X100 Inhibitor

Leave-in protection against corrosion and limescale.

Sentinel X100 Inhibitor provides protection for cleaning central heating systems against limescale and corrosion. Suitable for use in all types of indirect central heating systems, Sentinel X100 Inhibitor will extend the life of the system, ensuring maximum efficiency and minimising fuel usage.

Key features

- Heavy duty inhibitor.
- Protects against limescale and corrosion.
- Energy Saving Trust Recommended.
- TripleTech™ Anti-Corrosion Technology.
- Suitable for all system metals.
- pH neutral formulation.
- Ensures optimum system efficiency.
- Suitable for hard, soft and artificially softened water.
- Helps prevent the formation of hydrogen gas.
- Rapid-Dose, 1L and 20L options available

Description

Limescale and corrosion are the two main causes of central heating inefficiency, leading to radiator cold spots, heat source inefficiency, a noisy system and a multitude of other problems. Once a system has been prepared using one of the cleaners from the Sentinel cleaning range, it should be protected with Sentinel X100 Inhibitor to prevent the occurrence of limescale build up or corrosion.

Sentinel X100 Inhibitor has TripleTech™ Anti-Corrosion Technology, a unique blend of heavy-duty specialist corrosion inhibitors. Since central heating systems are normally made up of a variety of metals, each of these specialist inhibitors provides protection for different metals for unrivalled performance in protecting multi-metal central heating systems.



Usage

Open Systems: Dose via F&E cistern, via a by-pass feeder or use a dosing pot.

When using Rapid-Dose cans, add directly to the heating system either via a radiator air bleed valve, or via the fill loop using the appropriate adaptor.

Sealed Systems: If the system is empty, add to any convenient point before filling. If full, use a dosing pot to inject via the filling loop or other access point.

When using Rapid-Dose cans, add directly to the heating system either via a radiator air bleed valve, or via the fill loop using the appropriate adaptor.

**SAVE TIME AND MONEY.
PROTECT YOUR SYSTEM IN
30 SECONDS WITH RAPID-DOSE**



Scan the QR to see the features and benefits of the Rapid-Dose cans

Also available is the simple test kit which tests your inhibitor levels in minutes



products

X200 Noise Reducer

Non-acidic leave-in treatment to cure heat source noise.

Living with a noisy heating system is not only unpleasant, but it can also be inefficient. A number of factors can cause heat source noise, but it is most often caused by a thin layer of deposit on the heat exchanger. Sentinel X200 Noise Reducer is extremely effective in solving this problem, whilst simultaneously helping to restore heat source efficiency.

Key features

- Reduces heat source noise.
- Helps restore heat source efficiency.
- Easy to handle.
- Simple to dose.
- Suitable for all metals including aluminium.
- Non-acid, non-corrosive.
- Manufactured under a quality system or conforming to IOS9001.
- 1L option available

Description

Heat source noise is an inconvenience for homeowners and can be an indicator of an underlying problem with the central heating system such as system design or mechanical faults. Once these have been ruled out as the cause of heat source noise the most common cause is a thin layer of limescale or other deposit inside the heat source. Sentinel X200 Noise Reducer is a highly successful treatment for curing the problem.

It is a non-acid, leave-in treatment; a gentler but still highly effective solution to this common problem. Treating heat source noise caused by deposits with Sentinel X200 Noise Reducer will also help to restore heat source efficiency.



Usage

1 litre of Sentinel X200 Noise Reducer is sufficient to treat a typical domestic system of up to 10 radiators. Larger systems should be dosed with twice this amount.

Open Systems: Dose via F&E cistern, via a by-pass feeder or use a dosing pot.

Sealed Systems: If the system is empty, add to any convenient point before filling. If full, use a Sentinel Dosing Vessel to inject via the filling loop or other access point.

products

X300 Cleaner (For New Systems)

For the removal of flux grease, oil and installation debris.

Specifically designed for cleaning new central heating systems, Sentinel X300 Cleaner for New Systems is a powerful, heavy-duty cleaner for the removal of installation debris and grease. This prepares the system for the addition of an inhibitor, which will protect the system components and prolong their effective life.

Key features

- Cleans new heating systems (up to 6 months old).
- Powerful, heavy duty cleaning action.
- Removes installation debris.
- Washes off manufacturing greases.
- Eliminates corrosive flux residue.
- Prevents harmful copper deposits being left in the system.
- Prepares system for protection with X100 Inhibitor.
- 1L option available

Description

Contamination of a new central heating system is common, with metal swarf, grits and sands, and excessive flux being introduced during the installation process. In addition to this, layers of grease or oil will be present on new components such as on the internal faces of radiators. The presence of this debris and these residues inside the system can lead to rapid pin-hole corrosion of the radiators.

Best practice, derived from documentation such as the UK Building Regulations Part L Domestic Heating Compliance Guide, is that a central heating system should be thoroughly cleaned and flushed out before the installation of the new heat source. We advise that systems should be cleaned in accordance with BS 7593.



Usage

Using X300 Cleaner for New Systems: 1 litre of Sentinel X300 Cleaner for New Systems is sufficient to treat a typical domestic system of up to 10 radiators. If the system is new, this should be at the time it is first filled. Sentinel X300 Cleaner for New Systems should be circulated with all valves open for a minimum period of one hour. Warming the water will aid the process.

Open Systems: Dose via F&E cistern, via a by-pass feeder or use a dosing pot.

Sealed Systems: If the system is empty, add to any convenient point before filling. If full, use a dosing pot to inject via the filling loop or other access point.

products

X400 High Performance Cleaner

Thorough cleaner for systems older than six months.

Sentinel X400 High Performance Cleaner is specifically designed for cleaning older central heating systems. It is a non-acid treatment which restores circulation to radiators and pipework. Its ruthlessly efficient formula shifts built-up magnetite sludge, eliminating cold spots in radiators and restoring proper heat distribution.

Key features

- Restores systems suffering with circulation problems.
- Eliminates radiator cold spots.
- Prepares older systems for the installation of new components.
- Has a non-acid formula which does not cause pin-holing or leaks.
- Can be used in all types of indirect heating systems, including those containing aluminium.
- Rapid-Dose, 1L, and 20L options available

Description

Sentinel X400 High Performance Cleaner restores a more even heat distribution to the house, keeping the property warmer and bills lower. Reviving an old heating system is a more cost-effective way to return warmth to a property than the installation of a whole new system.

Cleaning an old system before installing a new component also prolongs the effective life of the new component, whether a radiator or new heat source, reducing maintenance and replacement costs. Best practice, derived from documentation such as the UK Building Regulations Part L Domestic Heating Compliance Guide, is that a central heating system should be thoroughly cleaned and flushed out before the installation of a new heat source. We advise that systems should be cleaned in accordance with BS 7593.



Usage

To clean an older system in accordance with BS 7593, this product should be circulated (preferably at normal operating temperature, with all valves open and the pump turned to maximum flow) for a minimum period of 2 hours or until satisfactory performance is restored. Use in conjunction with a powerflushing device to achieve a more rapid clean.

Where systems are badly fouled, we recommend a longer circulation period (approximately 3-4 weeks). The product is not aggressive and can be safely left in the system for extended periods.

This product will not clear a completely blocked pipe.

Open Systems: Dose liquid via F&E cistern, via a by-pass feeder or use a dosing pot.

When using Rapid-Dose, add directly to the heating system either via a radiator air bleed valve, or via the fill loop using the appropriate adaptor.

For details of how to dose using the Rapid-Dose format of this product, please watch the Rapid-Dose video. (see QR code on page 3)

Sealed Systems: If the system is empty, add to any convenient point before filling. If full, use a dosing pot to inject via the filling loop or other access point.

For details of how to dose using the Rapid-Dose format of this product, please watch the Rapid-Dose video.

When using Rapid-Dose, add directly to the heating system either via a radiator air bleed valve, or via the fill loop using the appropriate adaptor.

products

X800 Rapid Cleaner

Rapid cleaner for older systems.

To quickly remove corrosion deposits and scale in 1 hour, older systems should be cleaned with Sentinel X800 Fast Acting Cleaner to fully restore system efficiency.

Key features

- Unrivalled chemical technology reduces circulation time to just 1 hour.
- Targeted dissolution of corrosion debris.
- Works in cold systems.
- Ideal for powerflushing.
- 1L option available

Description

Sentinel X800 Fast Acting Cleaner eliminates magnetite and limescale deposits from heat exchangers, radiators, underfloor heating floors and pipework. It restores more uniform distribution of heat in existing installations, for a better heated home and reduced energy bills.

With its unique formulation, combining 3 different chemical technologies, the rapid sludge remover formula penetrates and dissolves corrosion and limescale deposits for rapid and effective removal during cleaning. It acts as a dispersing agent, under neutral pH conditions, eliminating any concerns associated with traditional acidic cleaners. Non-toxic and 100% biodegradable, Sentinel X800 is safe for the environment.

Its formulation also contains agents to ensure the protection of system metals against corrosion during the cleaning as well as preparing the installation for the addition of Sentinel X100 Inhibitor.

Although very effective in manual cleaning, Sentinel X800 reveals its true power and performance in combination with a powerflushing machine such as the Sentinel JetFlush Rapid on Proflush Professional.



Usage

1 litre of Sentinel X800 Fast Acting Cleaner is sufficient to clean a typical system of up to 10 radiators. For larger systems, 2 litres should be used. Where systems are badly fouled, a higher concentration is recommended, i.e. 2 litres for a typical system. This product will not clear a completely blocked pipe.

To clean an older system in accordance with BS 7593 it is recommended that this product is used with powerflushing equipment. In this scenario, administer Sentinel X800 Fast Acting Cleaner via the powerflushing equipment, following the equipment manufacturer's instructions. Alternatively, circulate the product (preferably at normal operating temperature, with all valves open and the pump turned to maximum flow) for a minimum period of 1 hour or until satisfactory performance is restored.

Powerflushing: Follow the instructions supplied with the powerflushing machine.

Open Systems: Dose via F&E cistern, via a by-pass feeder or use a Dose pot.

Sealed Systems: If the system is empty, add to any convenient point before filling. If full, use a dosing pot to inject via the filling loop or other access point.

Proud members of



WE RECOMMEND A CALEFFI MAGNETIC FILTER SHOULD BE USED WITH SENTINEL TREATMENT FOR BEST RESULTS.


DOMESTIC - 5453 DIRTMAG SERIES

Composite dirt separators with DIRTMAG® magnet

- Size: 25mm
- Dose pot
- Dirt Separator
- Magnet



HS545346



WANT TO SEE HOW IT WORKS?

Scan the QR and watch a video on how the DIRTMAG series keep a heatpump system clean and working efficiently.

Powered by
WATERWARE

waterware.co.nz

info@waterware.co.nz

+64 9 273 9191

