

# INSTANT CONVERSION KIT

Product Name  
**Caleffi INSTANT Connect**

SKU Code  
**COMBOINSTA**

Product Category  
**General Plumbing**



## HOT WATER HEAT PUMP CONVERSION KIT


### BENEFITS

- ✓ Faster installs - Fewer fittings and less rework
- ✓ Offset centres to accommodate most pipework
- ✓ **Meets NZ G12 low lead requirements**
- ✓ Reliable performance - Backed by Caleffi engineering.
- ✓ Professional finish - Clean, consistent, and easy to maintain.

### PRODUCT OVERVIEW

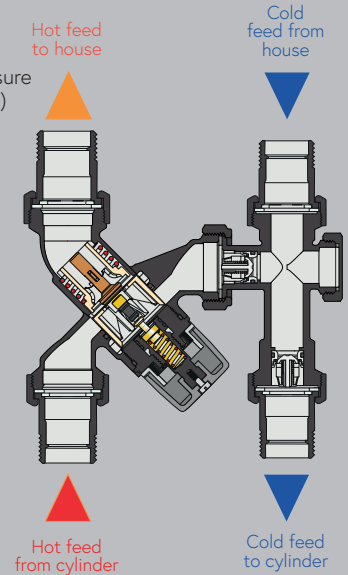
The Caleffi Instant Connect kit is the express solution for replacing an instantaneous gas unit with an all-in-one hot water heat pump or high temperature hot water heat pump. Designed to line up with the existing pipework left behind by the old unit, it removes the usual rework, cutting install time and keeping everything clean, compliant, and consistent.

Built around trusted Caleffi components, the Instant Connect kit gives installers a fast, reliable way to transition customers to modern hot water heat pump systems without the hassle of redesigning pipe layouts. It's tidy, efficient, and purpose-built for the current wave of replacements hitting the market.



**Tempering valve H-Pattern body  
- 20mm (with check valve)**

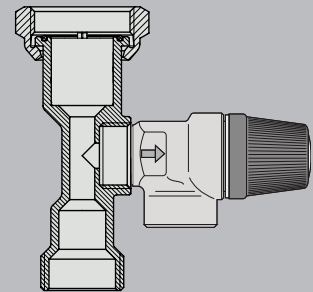
- Cold water feed with union connector
- Offset centres to accomodate most pipework
- Temperature range adjustable 35 - 65°C
- Temperature control +/- 2°C
- Max. inlet temperature 90°C
- Recommended working pressure (dynamic) 500kPa (balanced)
- Min flow rate 4L/min



Part code: TV520150

**Express Tail, cold water expansion valve and port:**

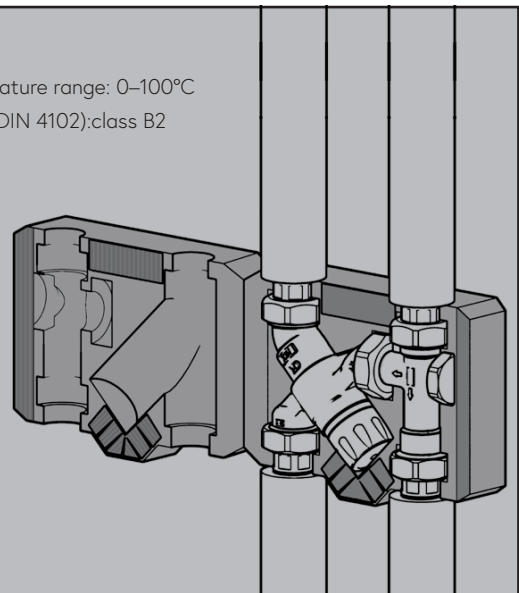
- 600kpa cold water expansion valve
- Supports mixed flow rate up to 30L per minute



Part code: MATLL DSV312480

**Insulation Clam:**

- Working temperature range: 0-100°C
- Fire behaviour (DIN 4102):class B2



Part code: TV520150I